

CCS 200 ^{AND} 300

PERSONAL CARD EMBOSSERS



CCS-200

FINANCIAL FORMAT / FIVE LINE / ANSI
FOR CR-80 CARDS
OCR-7B FONT PLUS ALPHA / NUMERIC
10 & 7 PER INCH SPACING
HARDENED STEEL DIES & PUNCHES
WEIGHT: 17 lbs. • SHIPPING WEIGHT: 24 lbs.
HEIGHT: 9.5" • DEPTH: 14" • WIDTH: 10"

CCS-300


HEALTH CARE FORMAT
11 LINES CR-80 / 9 LINE CR-50
OCR FONT PLUS ALPHA / NUMERIC
10 & 7 PER INCH
HARDENED STEEL DIES AND PUNCHES
WEIGHT: 18 lbs. • SHIPPING WEIGHT: 25 lbs.
HEIGHT: 9.5" • DEPTH: 15.5" • WIDTH: 10"

MANUAL CM-30 TIPPER



WEIGHT 10 lbs. • SHIP WEIGHT 15 lbs.
HEIGHT 9" • WIDTH 10½" • DEPTH 10¼"

CT-80 TIPPER



WEIGHT 13 lbs. • SHIP WEIGHT 17 lbs.
HEIGHT 6½" • WIDTH 7" • DEPTH 11"

ELECTRIC TIPPER CT-80

FEATURES

Compact Design

Limited operational space is required.

Easy Operation

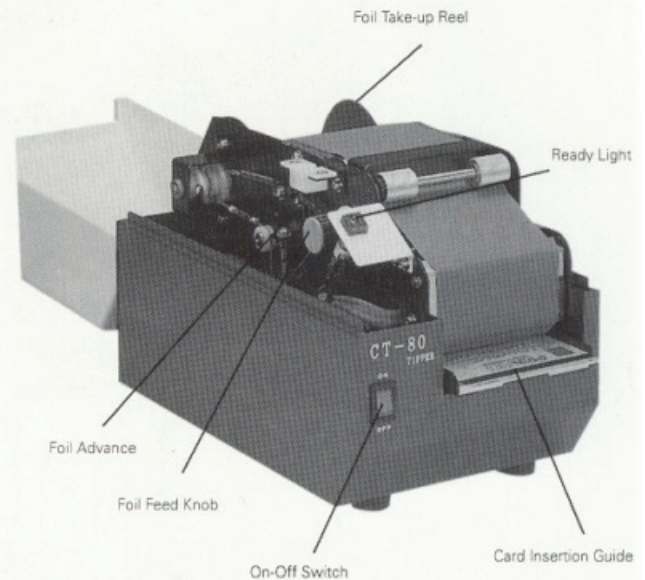
Once the card is placed on the tipper deck, the CT-80 is automatically switched on and the card is returned.

Economical Operation

The tipping foil is automatically fed with no excess waste.

Standard Features

The most suitable temperature condition can be manually adjusted in relation to the color of foil. The ready lamp will indicate when the optimum temperature is reached, the tipping operation can begin. Easy to replace with new foil.




SPECIFICATIONS

Power Supply	: 100V, 50/60Hz
Power Consumption	: 300W
Tipping area	: 80x30mm
Start up time	: About 3 minutes
Dimension	: 170(W)x160(D)x295mm(H)
weight	: 5.9kg

Clear tipping with easy manual operation! Compact and Efficient.

Product features



MANUAL TIPPER CM-30

Specifications

Power Supply	: 100V, 50/60Hz
Power Consumption	: 200W
Tipping area	: 80x30mm
Start up time	: About 3 minutes
Dimension	: 260(W)x260(D)x260mm(H)
Weight	: 3.5kg

Distributed by:



7630 Commerce Way
Eden Prairie, MN 55344
888.437.9783 Toll Free
952.975.0660 Fax
www.identisys.com